

Guide to CKiD Concept Sheets in Airtable

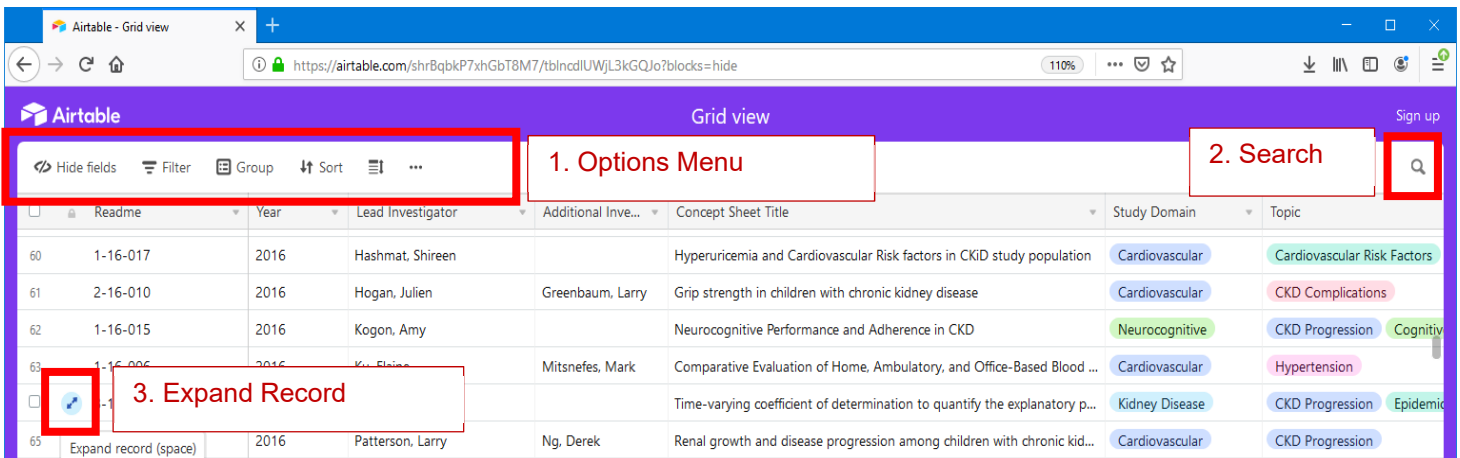
A central location to view all approved CKiD concept sheets is available on Airtable:

<https://airtable.com/shrBqbkP7xhGbT8M7>

Investigators can view following information:

- CKiD concept sheet README number
- Year the concept sheet was submitted
- Lead investigator and additional investigator
- Concept sheet title
- Study domain
- Topic(s)
- Specific Aims
- If biospecimen samples were requested
- Status (published, ongoing, closed)
- Citation of any associated publications

Example View:

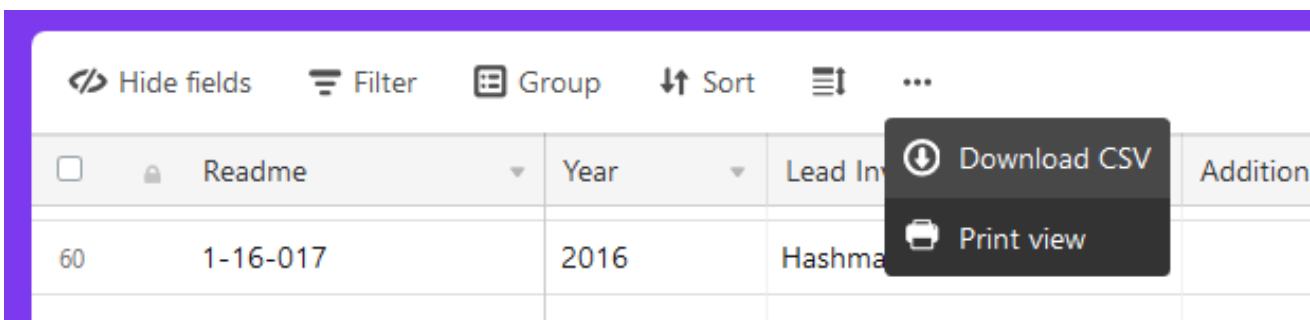


The screenshot shows the Airtable interface in Grid view. The top navigation bar includes 'Airtable', 'Grid view', and 'Sign up'. The main area displays a table of concept sheets with columns: Readme, Year, Lead Investigator, Additional Inve..., Concept Sheet Title, Study Domain, and Topic. Three red boxes highlight key features: '1. Options Menu' (Hide fields, Filter, Group, Sort, and a menu icon), '2. Search' (a search icon in the top right), and '3. Expand Record' (a plus icon in the bottom left of a row).

Readme	Year	Lead Investigator	Additional Inve...	Concept Sheet Title	Study Domain	Topic
60	1-16-017	2016	Hashmat, Shireen		Hyperuricemia and Cardiovascular Risk factors in CKiD study population	Cardiovascular Cardiovascular Risk Factors
61	2-16-010	2016	Hogan, Julien	Greenbaum, Larry	Grip strength in children with chronic kidney disease	Cardiovascular CKD Complications
62	1-16-015	2016	Kogon, Amy		Neurocognitive Performance and Adherence in CKD	Neurocognitive CKD Progression Cognitiv
63	1-16-006	2016	Ko, Elaine	Mitsnefes, Mark	Comparative Evaluation of Home, Ambulatory, and Office-Based Blood ...	Cardiovascular Hypertension
64	1-16-011	2016	Ko, Elaine		Time-varying coefficient of determination to quantify the explanatory p...	Kidney Disease CKD Progression Epidemic
65	Expand record (space)	2016	Patterson, Larry	Ng, Derek	Renal growth and disease progression among children with chronic kid...	Cardiovascular CKD Progression

1. Options Menu:

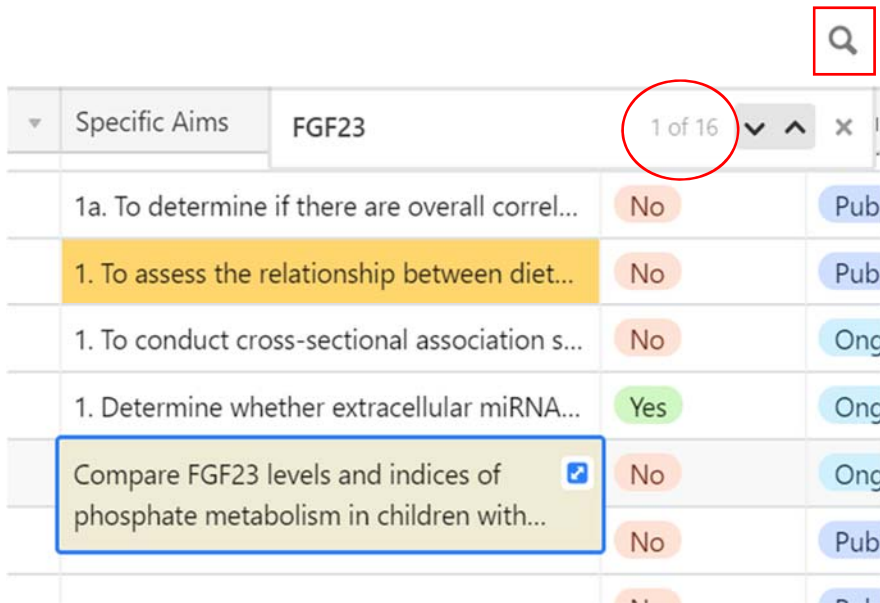
The default view is a spreadsheet style similar to Microsoft Excel. There are several ways to view the data. The options menu is located in the top left of the dashboard. It allows you to hide fields, filter by one or more fields, group by one or more fields, sort by one or more fields, expand the row height and download (as a csv file).



This close-up shows the options menu in the top left of the Airtable interface. The menu items are: Hide fields, Filter, Group, Sort, and a menu icon. A dark overlay menu is open, showing 'Download CSV' and 'Print view' options.

2. Search

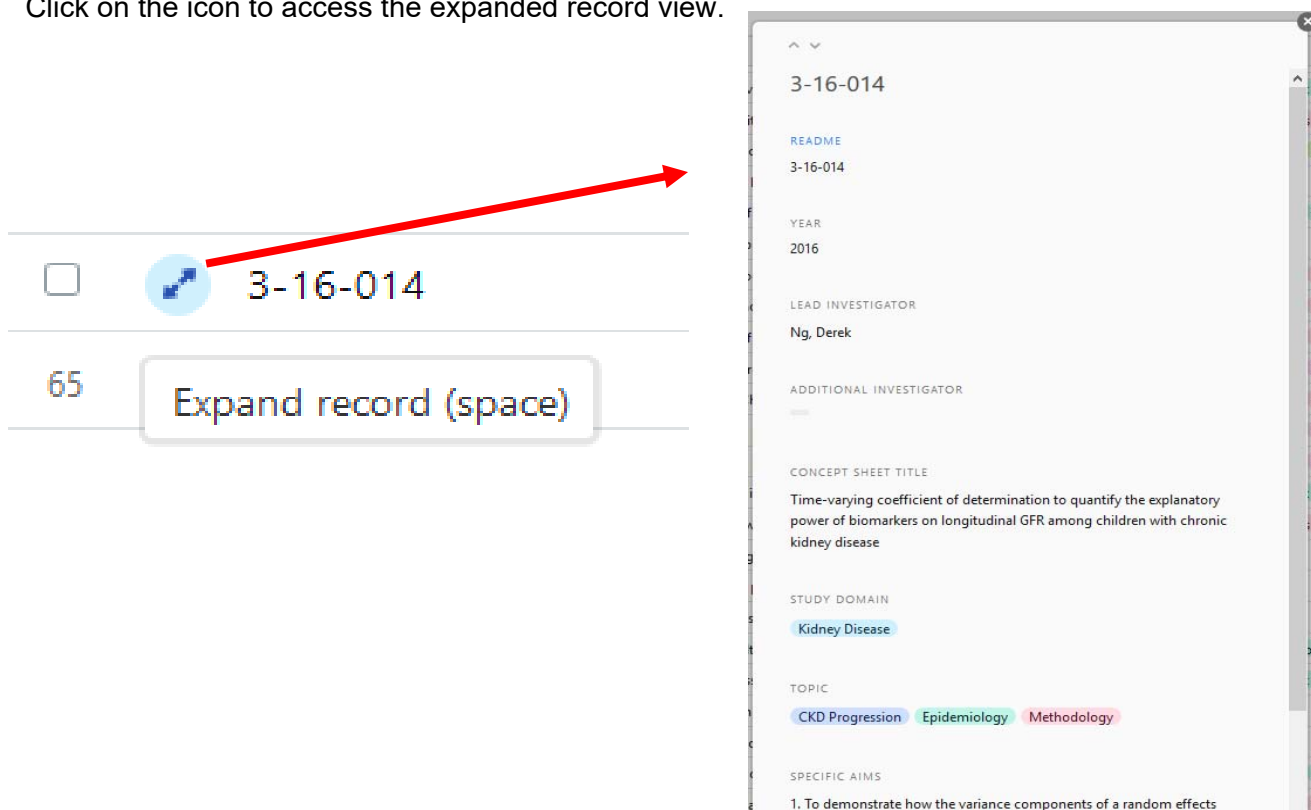
To search for a specific term, click on the magnifying glass in the top-right hand corner. As you start typing, the cells that contain the search term will highlight and the view will automatically move to the first instance of the term. The find box will display the number of instances and clicking the arrows within the find box will navigate to each occurrence.



Specific Aims	FGF23	1 of 16	
1a. To determine if there are overall correl...	No	Pub	
1. To assess the relationship between diet...	No	Pub	
1. To conduct cross-sectional association s...	No	Ong	
1. Determine whether extracellular miRNA...	Yes	Ong	
Compare FGF23 levels and indices of phosphate metabolism in children with...	No	Ong	
	No	Pub	

3. Expand the record

To view all the information related to a specific concept sheet, hold the mouse over the record until the “expand” icon appears. Click on the icon to access the expanded record view.



65

Expand record (space)

3-16-014

3-16-014

README

3-16-014

YEAR

2016

LEAD INVESTIGATOR

Ng, Derek

ADDITIONAL INVESTIGATOR

CONCEPT SHEET TITLE

Time-varying coefficient of determination to quantify the explanatory power of biomarkers on longitudinal GFR among children with chronic kidney disease

STUDY DOMAIN

Kidney Disease

TOPIC

CKD Progression Epidemiology Methodology

SPECIFIC AIMS

1. To demonstrate how the variance components of a random effects